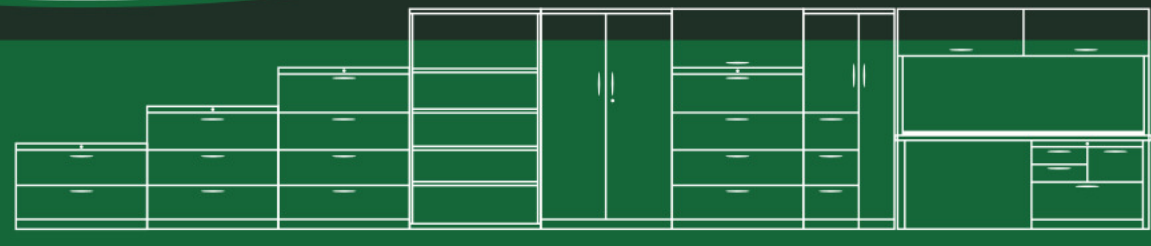


**METALWORKS**  
innovation at work



**IN-LINE** collection

BOOKCASES • STORAGE CABINETS  
• OVERHEAD CABINETS



# IN-LINE

All IN-LINE cabinets feature horizontal lines & full width fronts consistent with all other IN-LINE products.

## BOOKCASES STORAGE CABINETS OVERHEAD CABINETS

Metalworks is the proud recipient of the National Shingo Prize for operational excellence.

All Metalworks products include a lifetime warranty and meet ANSI-BIFMA standards for durability and safety.

### Bookcase Features:

- Finish heights are consistent with all IN-LINE products.
- Front vertical edge is square. All welded steel frame construction. Channels, top, and shelves are 18 gauge, side panels are 22 gauge.
- Leveling glides with 5/8" adjustment.
- Shelves adjustable in 1/2" increments.
- Bookcases ship fully assembled.

### Double Door Storage Cabinet Features:

- Available in two depths: 18 1/4" and 23 1/2" deep.
- 18 1/4" deep cabinets include adjustable shelves. Leveling glides allow for 7/8" adjustment.
- 23 1/2" deep cabinets include side-to-side coat rod. Shelves sold separately. Leveling glides allow for 1 5/8" adjustment.

### Overhead Cabinet and Shelf Features:

- Cabinet and shelf end panels are 16 gauge metal, shelves and tops are 18 gauge, doors are 20 gauge.
- Overhead cabinets and shelves ship unassembled.
- Panel supported overheads with inside-stowing door are 16 1/2" high and 14 1/8" deep.
- Panel supported overheads with over-the-top stowing door are 15" high and 13 1/4" deep.
- All cabinets come standard with LL locks which are master-keyed and core removable.
- Other key series include SL, K, and UM. Key alike service is available.

### Surface Materials:

- Finishes - All products are available in 55 standard colors, with an additional 130+ "Industry Favorite" colors also offered as standard. We also welcome custom colors.

### Accessories:

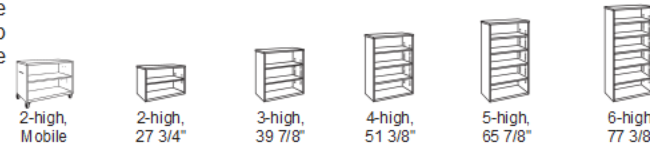
- Magnetic shelf dividers.
- 1 1/4" high overhead or shelf back stop.
- LED and fluorescent task lights which attach underneath all overhead cabinets and shelves.

**METALWORKS**  
Innovation at work  
902 E. Fourth Street • Ludington, MI 49431  
Ph. 231-845-5136 Fax 231-845-1043  
www.metalworks1.com



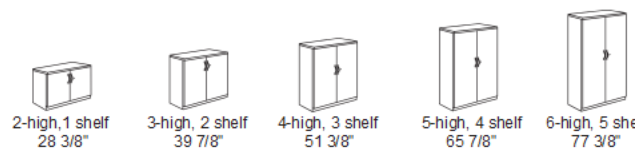
## IN-LINE Bookcases

Double-walled bookcases with adjustable shelves will accommodate binder-height storage on all but one shelf. Bookcases are 13 3/8" deep and either 30", 36" or 42" wide. A 2-high, 32 1/2" wide mobile bookcase is also available.

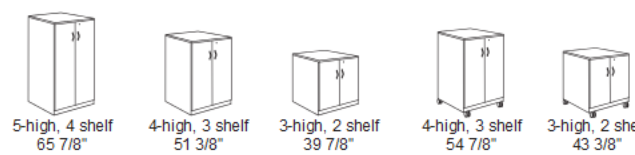


## IN-LINE Double Door Storage Cabinets (Standard and Full Depth)

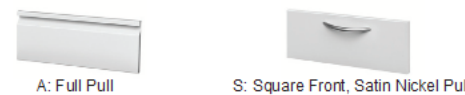
Standard depth cabinet features concealed hinges that allow for 110° opening. Also available with a top shelf and side-to-side coat rod on the 5-high and 6-high. Storage cabinets are 18 1/4" deep and 30", 36", and 42" wide.



Full depth cabinets are 23 1/2" deep and structurally identical to the standard depth cabinets. Includes coat rod only. Adjustable shelves sold separately. Available as freestanding and mobile units.



All double door cabinets may be ordered with either of these front styles:



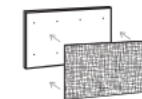
## Wall-Mounted Overhead

Single bracket mounts horizontally on wall, anchored to wall studs (fasteners are included). Cabinet includes over-the-top stowing door, 15" high and 13 1/4" deep. Wall-mounted cabinets and tack boards available in seven widths: 24", 30", 36", 42", 48", 54", and 60".



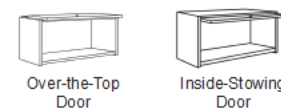
## Wall-Mounted Tack Board

Tack board sits inside metal back panel, which attaches to wall studs. Choose from twelve standard C.F. Stinson fabrics. We also welcome custom fabrics.



## Panel-Supported Overhead Cabinets, and Shelves

An over-the-top (O.T.T.) stowing door is a convenient method to prevent people from stacking unsightly materials on top of overheads. An inside-stowing door frees up the top shelf of the cabinet for additional storage. Both cabinet styles feature an inside clear height of 12 1/2", and may include an optional satin nickel loop handle pull.



Shelves are available in two heights: 15" full-height, and 7" half-height.



Panel supported overheads and shelves are available in nine widths: 24", 30", 35", 36", 42", 45", 48", 54", and 60".

All panel supported overheads and shelves may be ordered with brackets for the systems listed below: (Inside-stowing door overheads are not available with "D" and "P" brackets.)

- |                                  |                       |
|----------------------------------|-----------------------|
| M • Herman Miller Action Office® | P • Haworth Premise®  |
| E • Herman Miller Ethospace®     | D • Knoll Dividends®  |
| H • Haworth Unigroup®            | S • Steelcase® 9000   |
| H • Haworth Places®              | A • Steelcase® Avenir |